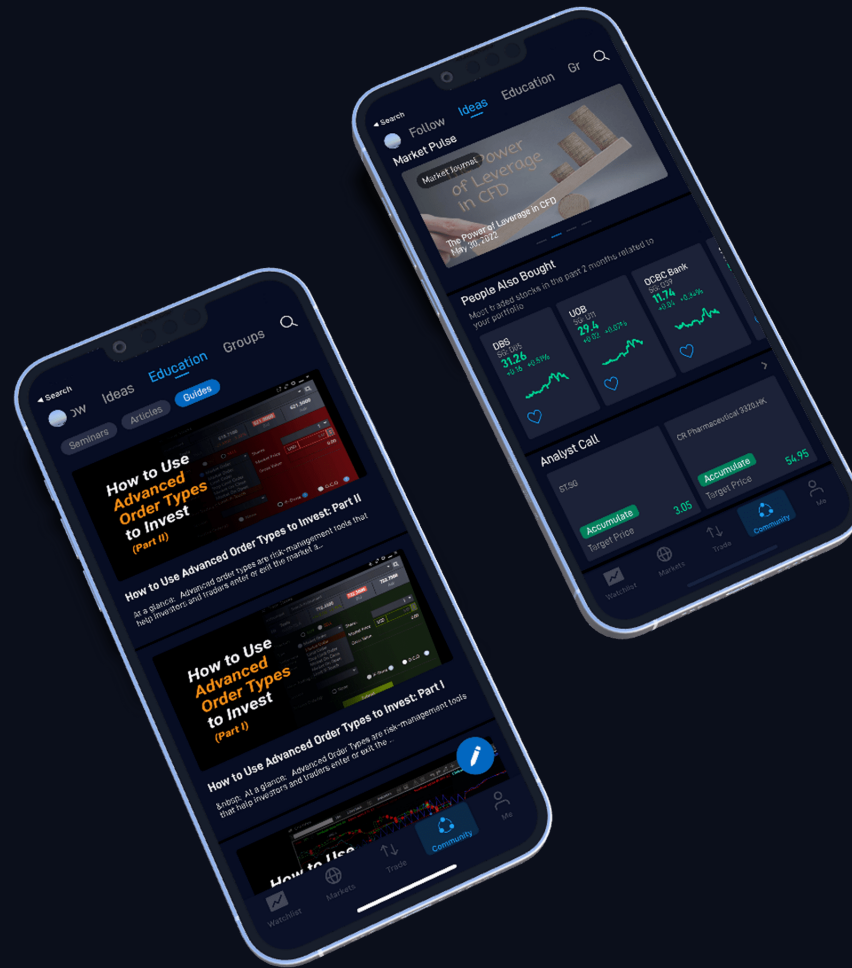


POEMS Mobile 3 BETA

Phase 1 User Guide



Contents

How do I add counters to my watchlist?	3
How do I place a trade?	5
How do I amend or withdraw a trade?	7
Where do I view my order status?	8
Where do I view my positions?	9
Where do I view/download my e-Statement(s)?	10
Where do I check my outstanding position(s)?	11
How do I set price notifications?	12
How do I join the Community?	13
Scenarios for setting up 2FA on Different Mobile Apps	14

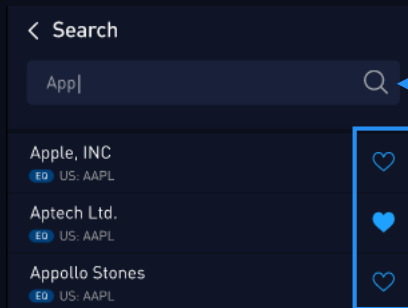
How do I add counters to my watchlist?

Method 1

Step 1: Select 'Watchlist' on the shortcut bar

Step 2: Select 'Add Counter' at the bottom of the watchlist

Step 3: Search for your desired counter and tap on the Heart icon. The "Add to Watchlist" pop-up list will be shown and select the watchlist(s) you would like to add the counter by ticking the checkbox(s).

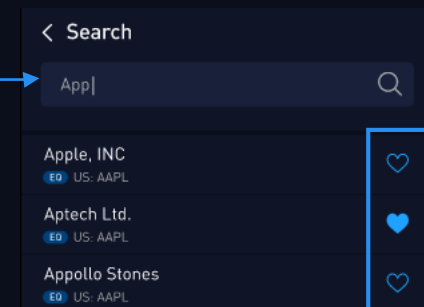


Method 2

Step 1: Select 'Watchlist' on the shortcut bar

Step 2: Select the Search icon at the top

Step 3: Search for your desired counter and tap on the Heart icon. The "Add to Watchlist" pop-up list will be shown and select the watchlist(s) you would like to add the counter by ticking the checkbox(s).



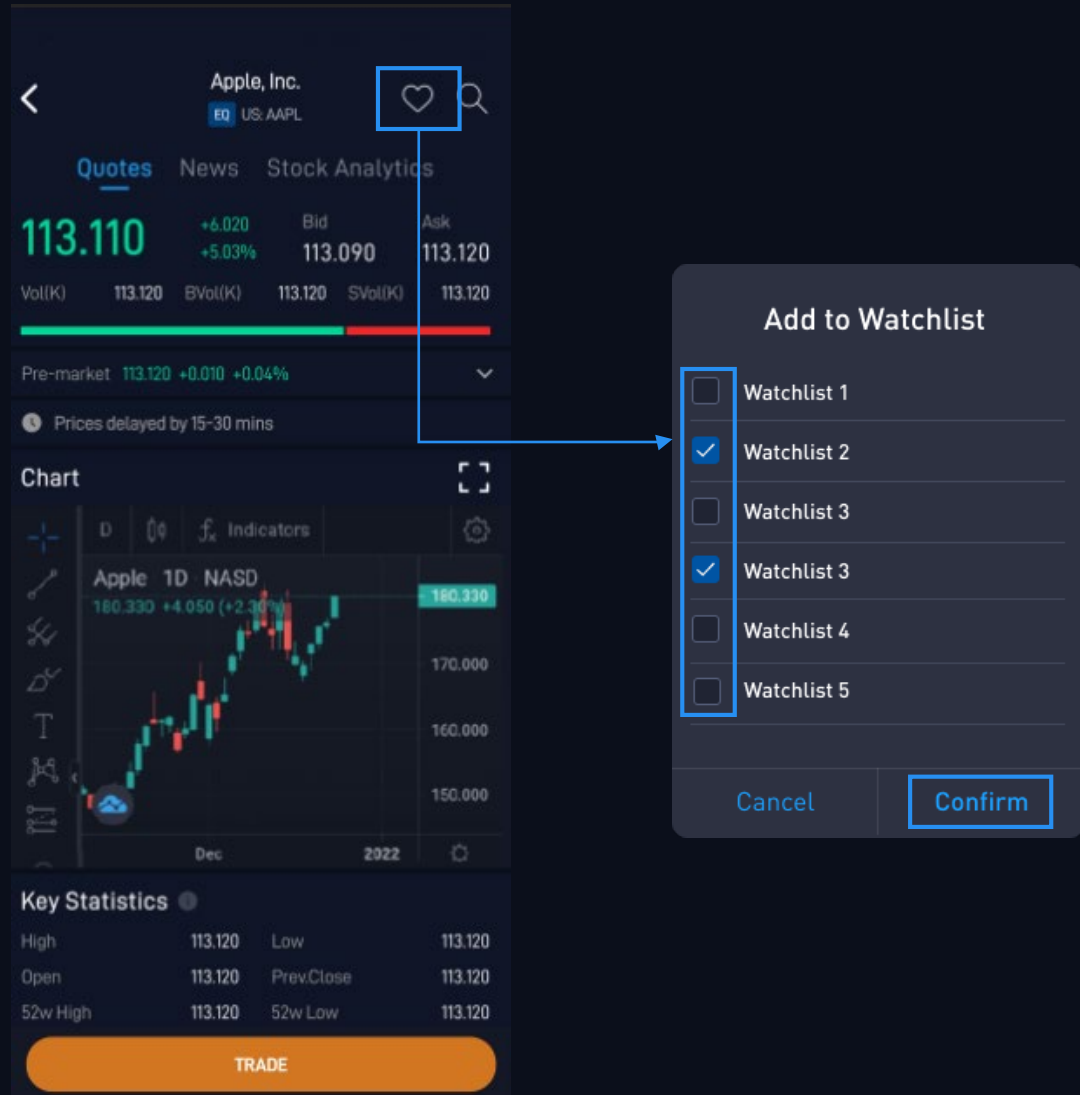
How do I add counters to my watchlist?

Method 3

Step 1: In the counter details page, tap on the Heart icon (Follow) at the bottom of the page

Step 2: The “Add to Watchlist” pop-up list will be shown and select the watchlist(s) you would like to add the counter to by ticking the checkbox(s).

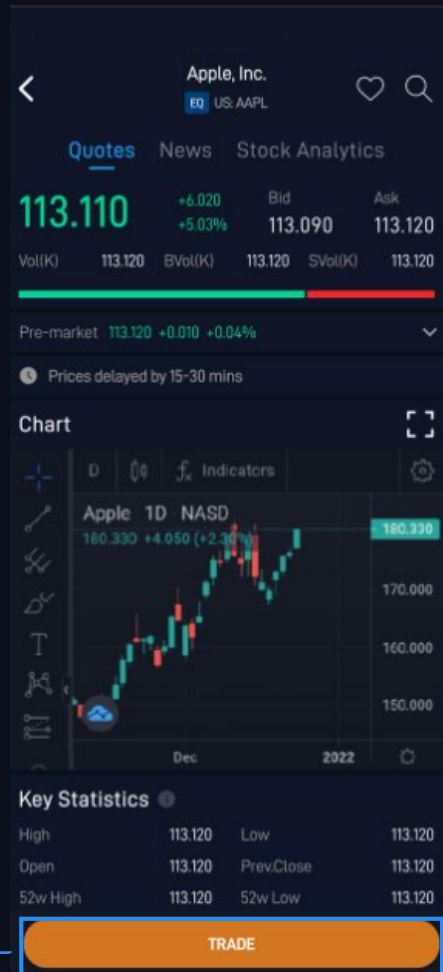
Step 3: Select ‘Confirm’



How do I place a trade?

Method 1

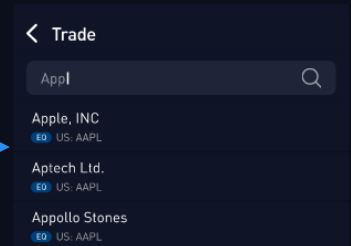
Step 1: In the counter details page, tap on 'TRADE' to open a trade ticket



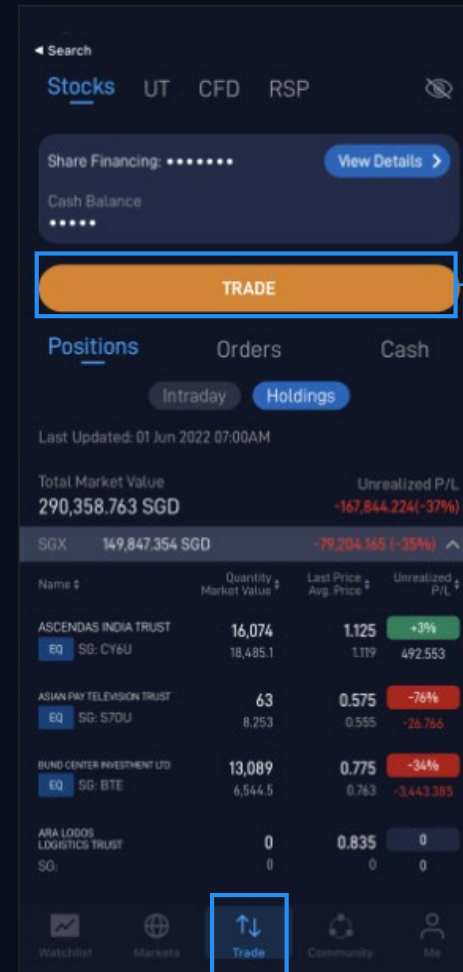
Method 2

Step 1: Select 'Trade' on the shortcut bar

Step 2: Tap on 'TRADE'



Step 3: Search and tap on your desired counter to open a trade ticket



Trade page

How do I place a trade?

Step 1: In the trade ticket, key in the relevant information including the order type, price, quantity, payment type, currency, fill during and validity

Step 2: Select 'PLACE ORDER'

Step 3: An Order Confirmation window will appear; double check your order details and tap on 'CONFIRM'

Apple, Inc.
EQ US: AAPL

113.110 +6.020 Bid Ask
+5.03% 113.090 113.120

Volume 113.120 BVOLK 113.120 SVOLK 113.120

Market Order **Limit** Stop Limit Market

BUY SELL

Limit Price (USD) 0.00

Quantity (Lot Size: 100) 0

Payment Type Cash

Settlement Currency SGD USD

Fill During Regular Trading Hours

Validity Day

Cash Balance 1,000.00 SGD
Max Purchase 3,500.00 USD
Sell Limit 20,000.00 SGD

GROSS VALUE 0.00 USD

PLACE BUY LIMIT ORDER

Swipe left and right to see the available order types

Order Confirmation

Apple, Inc.
EQ US: AAPL

BUY

Price (SGD)	Quantity	Order Type
113.100	10	Limit
Payment Type	Settlement CCY	Validity
Cash	USD	Day
Fill During	Regular Trading Hours	

Gross Value 1,131.00 USD

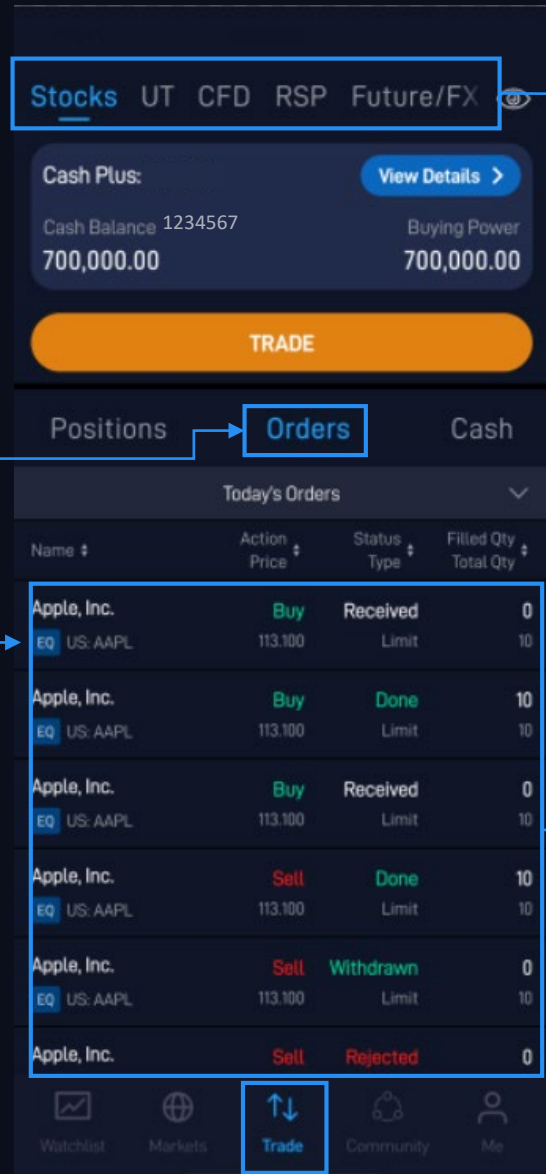
CONFIRM

How do I amend or withdraw a trade?

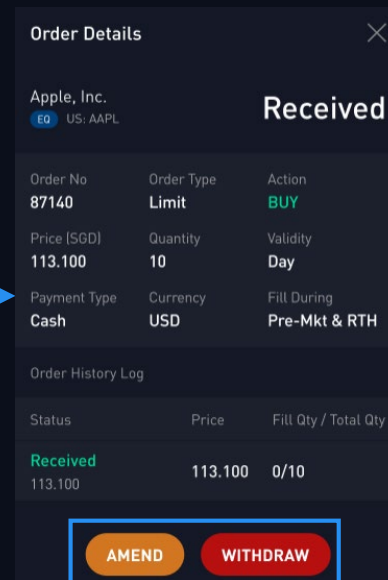
Step 1: Select 'Trade' on the shortcut bar

Step 2: Select 'Orders'

Step 3: Select the order you would like to withdraw/amend



Swipe left and right and select the asset type to view the respective positions

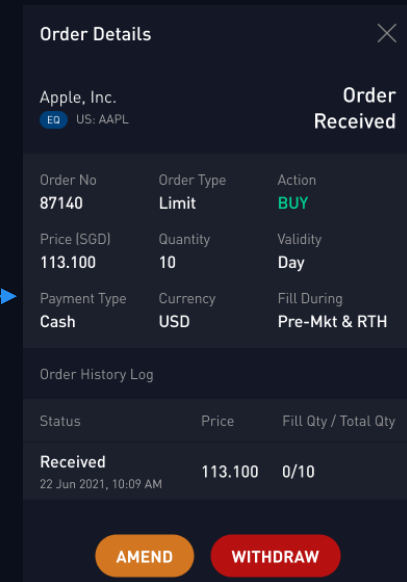
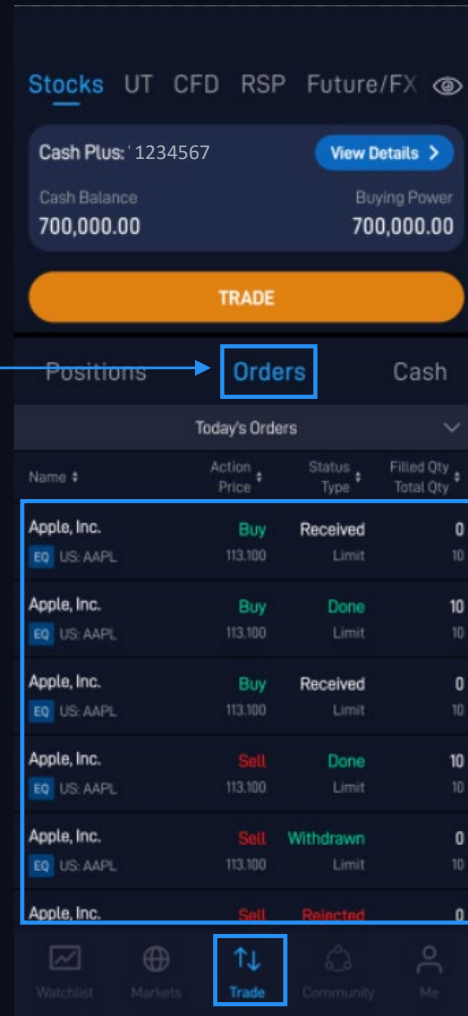


Step 4: On the Order Details page, tap 'AMEND' or 'WITHDRAW'

Where do I view my order status?

Step 1: Select 'Trade' on the shortcut bar

Step 2: Select 'Orders'



To view more details, simply tap on the order

Where do I view my positions?

Step 1: Select 'Trade' on the shortcut bar

Step 2: Select 'Positions'

Stocks UT CFD RSP Future/FX

Cash Plus: 1234567 [View Details >](#)

Cash Balance: 700,000.00 Buying Power: 700,000.00

TRADE

Positions Orders Cash

Last Updated: 7 July 2022 7:00 AM

Total Market Value: 40,068.03 SGD Unrealized P/L: +1,889.00 (10.01%)

NYSE 1,849.99 USD +118.88 (10.01%)

Name	Quantity	Last Price	Unrealized P/L
	Market Value	Avg. Price	P/L
Apple, Inc.	10	113.100	+10.03%
EQ US: AAPL	1,131.00	101.100	+120.00
Tesla, Inc.	1	718.990	-0.79%
EQ US: TSLA	718.990	720.100	-1.120

SGX 32,123.00 SGD +1,568.88 (10.01%)

HKEX 1,211.08 HKD +244.88 (5.01%)

Watchlist Markets **Trade** Community Me

Position Details

Apple, Inc.
EQ US: AAPL

Unrealised P/L	Quantity on Hand (a)	Unsettled Purchases (b)
+120.00	1,131.000	0

Unsettled Sales (c)	Total Quantity (a+b+c)	Market Value
0	1,131.000	113.100

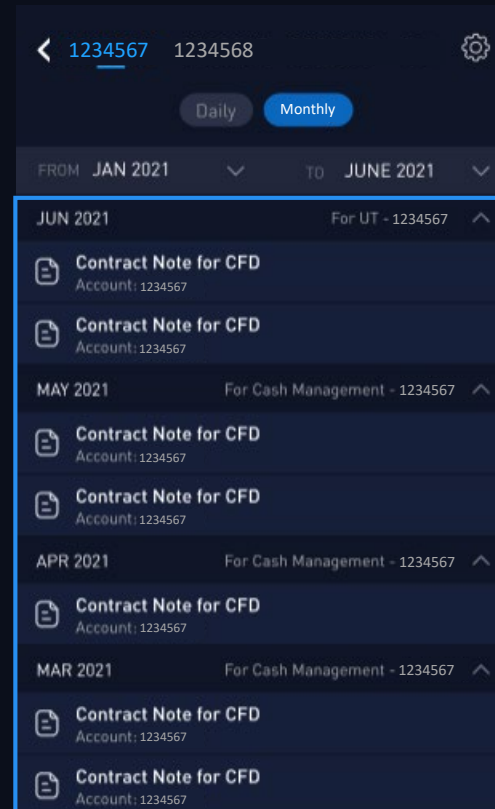
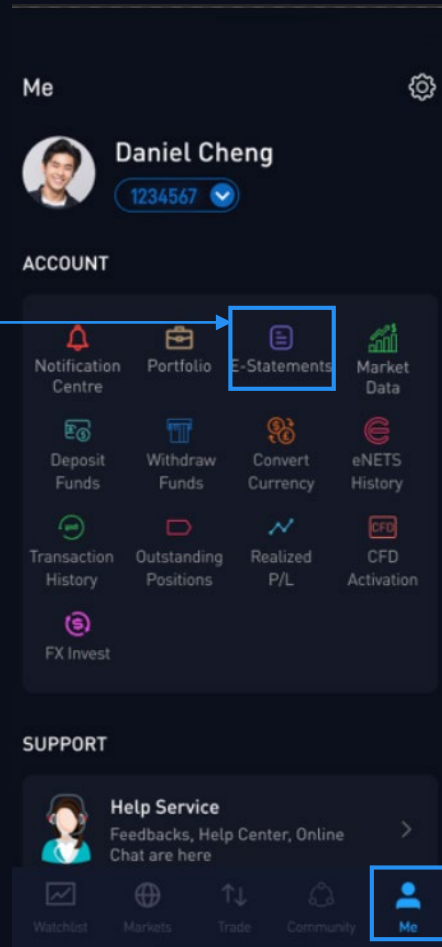
Average Cost Price: 113.050 Traded Currency: USD

BUY **SELL**

Where do I view/download my e-Statement(s)?

Step 1: Select 'Me' on the shortcut bar

Step 2: Select 'E-Statements'



Step 3: Select the statement you wish to view or download

Where do I check my outstanding position(s)?

Step 1: Select 'Trade' on the shortcut bar

Step 2: Select 'View Details'

Stocks UT CFD RSP Future/F

Cash Plus: 1234567 **View Details >**

Cash Balance: 700,000.00 Buying Power: 700,000.00

TRADE

Positions Orders Cash

Last Updated: 7 July 2022 7:00 AM

Total Market Value: 40,068.03 SGD Unrealized P/L: +1,889.00 (10.01%)

NYSE 1,849.99 USD +118.88 (10.01%) ^

Name	Quantity	Last Price	Unrealized
	Market Value	Avg. Price	P/L
Apple, Inc.	10	113.100	+10.03%
EQ US: AAPL	1,131.00	101.100	+120.00
Tesla, Inc.	1	718.990	-0.79%
EQ US: TSLA	718.990	720.100	-1.120

SGX 32,123.00 SGD +1,568.88 (10.01%) v

HKEX 1,211.08 HKD +244.88 (5.01%) v

HKEX 1,211.08 HKD +244.88 (5.01%) v

Watchlist Markets **Trade** Discover Me

Step 3: Select 'Outstanding Positions'

Live Account

Cash Balance Buying Power

Transaction History **Outstanding Positions** Realized P/L

Due: 07 Mar 2018

Subtotal (SGD): 254.98 SGD

Name: Aberdeen American Opportuniti... 254.9799 SGD

Due: 08 May 2018

Subtotal (SGD): 451.32 SGD

Name: Aberdeen Thailand Eq Fund 451.3199 SGD

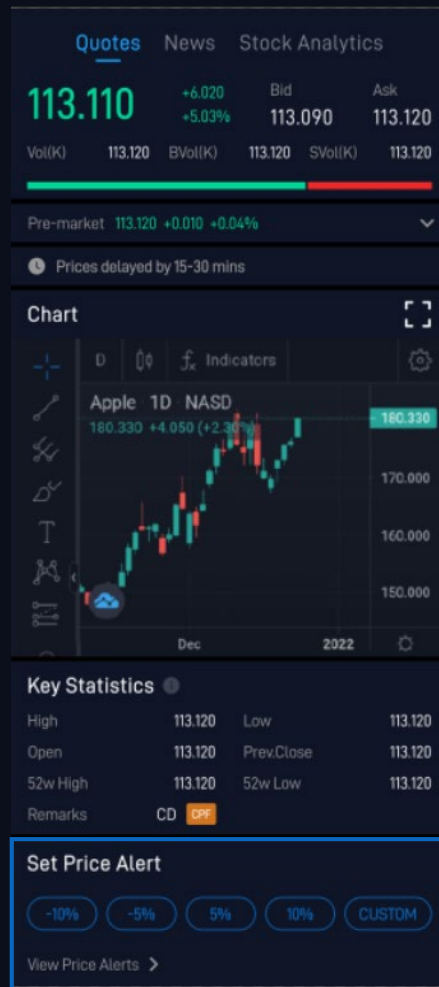
Due: 02 Jul 2021

Due: 09 Jul 2021

Due:

How do I set price notifications?

Step 1: In the counter details page, tap on the Set Price Alert (CUSTOM) at the bottom



9:41

< Set Alert

Apple, Inc.
EQ US: AAPL

113.110 +6.020 Bid 113.090 Ask 113.120
+5.03%

Volume 113.120 BVol(K) 113.120 SVol(K) 113.120

Notify me when price hits any of these criteria

Price Target

ABOVE ↑ 120

Price Target

BELOW ↓ 108

Trigger Based On

Last Done Price

Notify me when price hits any of these criteria

Change % Target

ABOVE ↑ 10 %

Change % Target

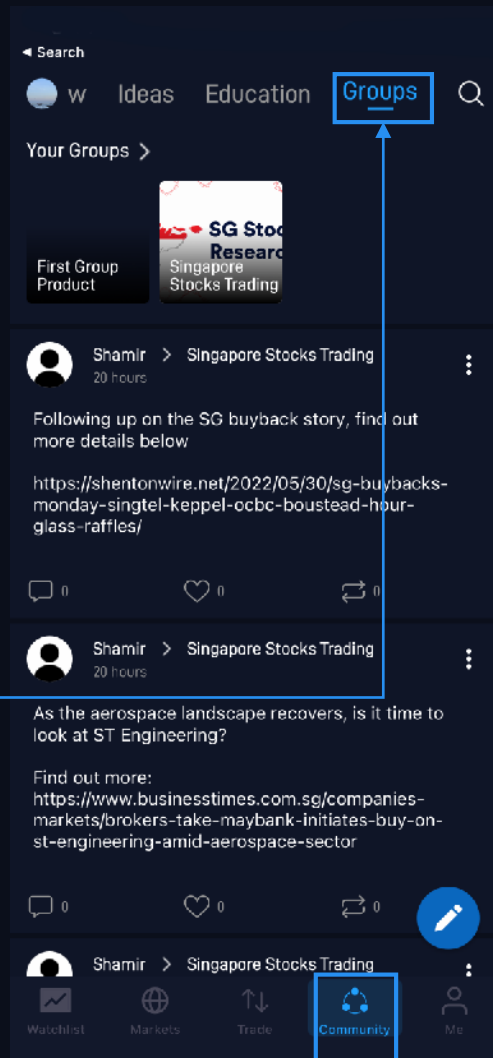
CREATE

Step 2: Key in the relevant information and tap 'CREATE' at the bottom


How do I join the Community?

Step 1: Select 'Community' on the shortcut bar

Step 2: Select 'Groups'



Step 3: Select 'Browse Groups'



Step 4: Select 'Join' to the group/s that you want to join

How to generate a One-Time Pin (OTP) using POEMS Digital Token?

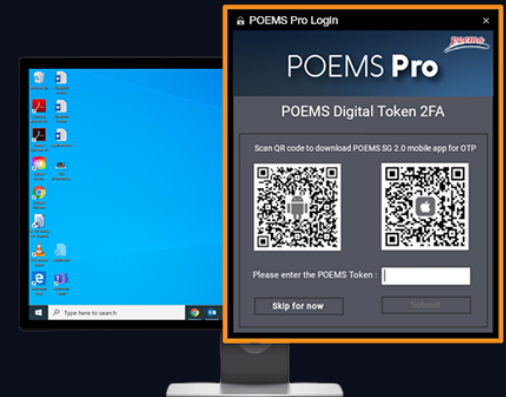
Step 2

Enter the generated OTP on the platform of your choice to access your Account.

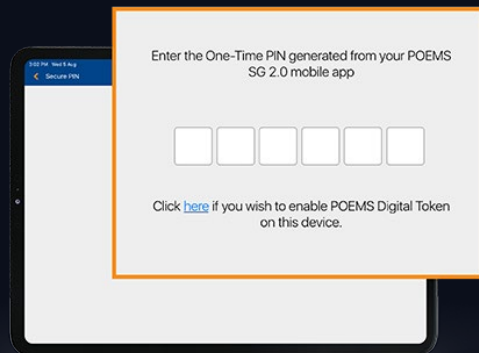
POEMS 2.0



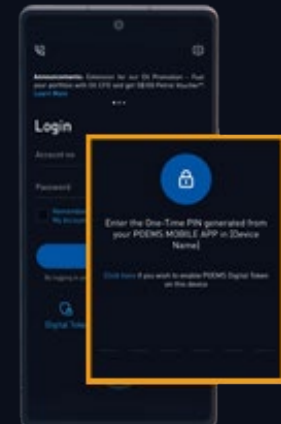
POEMS Pro



POEMS Mobile 2.0



POEMS Mobile 3



Scenarios for setting up 2FA on Different Mobile Apps

1) What if I have only downloaded POEMS Mobile 3 App?



You can set up 2FA via POEMS Mobile 3 App, either via the system prompt when you first login or Go to “Me” tab > select Settings > select “Digital Token” > select ‘Active Token’.

2) What if I have only downloaded POEMS Mobile 2.0 App?



You can still continue to use 2FA on POEMS Mobile 2.0 App.

3) What if I have downloaded both POEMS Mobile 3 App & POEMS Mobile 2.0 App?

- 2FA will only appear on the App that you have last set the digital token up.
- If you have set up 2FA on POEMS Mobile 3 App, you will need the OTP from POEMS Mobile 3 App to login to POEMS Mobile 2.0 App.
- If you wish to revert to POEMS Mobile 2.0 App to retrieve the OTP, click on the link provided on the OTP page from POEMS Mobile 2.0 App.
- If you choose not to set up 2FA on POEMS Mobile 3 App, please head over to POEMS Mobile 2.0 App for the OTP to login.

